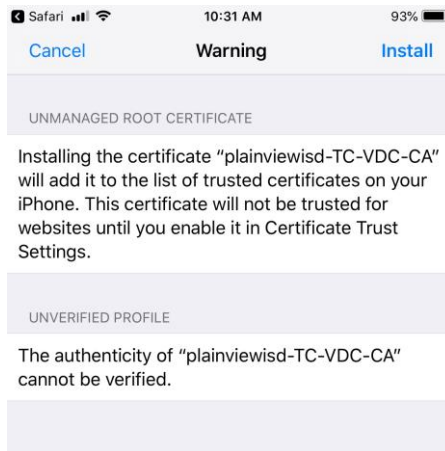
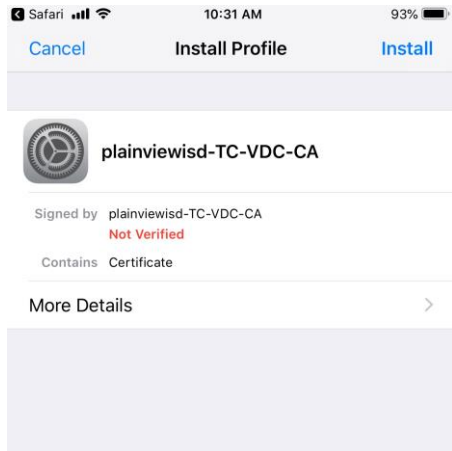
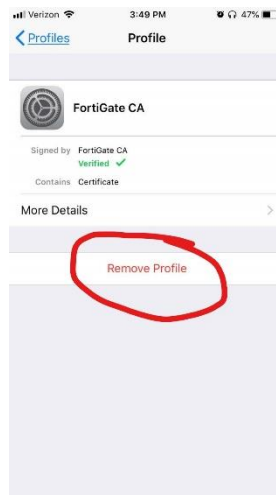
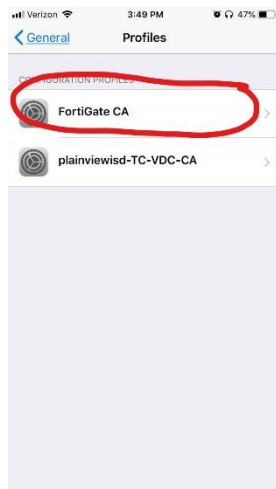


We are upgrading our network security. You will need to update the certificate on your **personal devices** to use them on our network. District-owned devices will automatically receive the updated certificate.

1. Click on the link to the right from your device. (www.plainviewisd.com/cert). Click the Fortinet graphic.
2. Click install on the next two screens. Enter passcode if requested.



3. You may remove the certificate labeled FortiGate CA.



4. After installing the certificate you to trust the certificate.
 - a. Go to Settings, General, About, Certificate Trust Settings (Very bottom)
 - b. Scroll down to the bottom of the screen and go into certificate trust settings. Enable the trust for the plainviewisd-TC-VDC-CA certificate.

