

Plainview Independent School District

Coronado Middle School

2019-2020



Table of Contents

Comprehensive Needs Assessment	3
Priority Problem Statements	4
Comprehensive Needs Assessment Data Documentation	5
Goals	7
Goal 1: The percentage of Coronado Middle School students at the meets standard on the STAAR math test will increase from 32% to 36%	
Evaluation Data Source(s) : Texas Education Agency 2019 STAAR Data Performance Table	7
Goal 2: The percentage of Coronado Middle School students at the meets standard on the STAAR reading test will increase from 33% to 36%.	
Evaluation Data Source(s) : Texas Education Agency 2019 STAAR Data Performance Table	9
Goal 3: The percentage of Coronado Middle School students at the meets standard on the STAAR social studies test will increase from 19% to 22%.	
Evaluation Data Source(s) : Texas Education Agency 2019 STAAR Data Performance Table	11
Goal 4: The percentage of Academic Focused Meetings for Family Engagement will increase from 23% to 25%	13
Comprehensive Support Strategies	14
State Compensatory	15
Budget for Coronado Middle School:	15

Comprehensive Needs Assessment

Priority Problem Statements

Problem Statement 1: 36% of students met grade level on the STAAR Math test.

Root Cause 1: Teachers are required to develop lesson plans with clear objectives, multiple paths of instruction geared toward a clearly defined goal, and formative assessment.

Problem Statement 1 Areas: Student Academic Achievement

Problem Statement 2: 35% of students met grade level on the STAAR Reading test.

Root Cause 2: Lack of instructional skills set, lack of professional reflection, classroom management, loose PLC structures, lack of student relationships.

Problem Statement 2 Areas: Student Academic Achievement

Problem Statement 3: 17% of students met grade level on the STAAR Social Studies test.

Root Cause 3: The campus leadership team and teachers teach and reinforce the expectations from the behavior management plan.

Problem Statement 3 Areas: Student Academic Achievement

Problem Statement 4: There were 0% of academic focused meeting for parental engagement.

Root Cause 4: The campus has a clear, documented individual roles and responsibilities of the the leadership team (including district instructional leaders)

Problem Statement 4 Areas: Student Academic Achievement

Comprehensive Needs Assessment Data Documentation

The following data were used to verify the comprehensive needs assessment analysis:

Improvement Planning Data

- Campus Performance Objectives Summative Review from previous year
- Current and/or prior year(s) campus and/or district improvement plans
- State and federal planning requirements

Accountability Data

- Texas Academic Performance Report (TAPR) data
- Accountability Distinction Designations
- PBMAS data

Student Data: Assessments

- State and federally required assessment information (e.g. curriculum, eligibility, format, standards, accommodations, TEA information)
- State of Texas Assessments of Academic Readiness (STAAR) current and longitudinal results, including all versions
- Texas English Language Proficiency Assessment System (TELPAS) results
- SSI: Think Through Math assessment data for Grades 3-8 and Algebra I (TEA approved statewide license)

Student Data: Behavior and Other Indicators

- Attendance data

Employee Data

- Professional learning communities (PLC) data
- Staff surveys and/or other feedback

Parent/Community Data

- Parent surveys and/or other feedback
- Parent engagement rate
- Community surveys and/or other feedback

Support Systems and Other Data

- Communications data
- Study of best practices

- Action research results

Goals

Goal 1: The percentage of Coronado Middle School students at the meets standard on the STAAR math test will increase from 32% to 36%

Evaluation Data Source(s) : Texas Education Agency 2019 STAAR Data Performance Table

Performance Objective 1: The percentage of Coronado Middle School students at the meets standard on the STAAR math test will increase from 32% to 36%.

Evaluation Data Source(s) 1: Texas Education Agency 2019 STAAR Data Performance Table

Summative Evaluation 1:

Targeted or ESF High Priority

Strategy Description	ELEMENTS	Monitor	Strategy's Expected Result/Impact	Reviews			
				Formative			Summative
				Nov	Jan	Mar	June
Comprehensive Support Strategy Additional Targeted Support Strategy 1) Specific professional development will be provided to ensure Tier I instructional best practices for all students.	2.4, 2.5, 2.6	Administrators, Teachers, Instructional Coaches, Language Acquisition Coaches, and Student Support Services.	Special Populations - Domain III increase				
Comprehensive Support Strategy Additional Targeted Support Strategy 2) Targeted and effective academic interventions aligned to classroom instruction for students at risk of not meeting state standards, including use of instructional technology and training.	2.4, 2.5, 2.6	Administrators, Math teachers, Instructional Coaches	2% increase at meets grade level in math for all students				

Strategy Description	ELEMENTS	Monitor	Strategy's Expected Result/Impact	Reviews			
				Formative			Summative
				Nov	Jan	Mar	June
Comprehensive Support Strategy Additional Targeted Support Strategy 3) Support for data analysis activities and data-driven instruction in PLC's. Administrators (campus/district) present at every PLC when data is discussed.	2.4, 2.5, 2.6	Principals, Assistant Principals, Instructional Coaches, Math teachers, Language Acquisition, and Student Support Services	2% increase at meets grade level in math for all students				
Comprehensive Support Strategy Additional Targeted Support Strategy 4) Professional development for teachers: instructional practices, differentiated instruction, classroom management, and cultural competence, etc.	2.4, 2.5, 2.6	Principals, Assistant Principals, Instructional Coaches, math teachers	2% increase at meets grade level in math for all students.				
Comprehensive Support Strategy Additional Targeted Support Strategy 5) Offer scheduled-uninterrupted common planning/PLCs, specific to math and literacy initiatives.	2.4, 2.5, 2.6	Teachers and Administration	1% increase at meets grade level in 6th grade math for all students.				
= Accomplished = Continue/Modify = No Progress = Discontinue							

Goal 2: The percentage of Coronado Middle School students at the meets standard on the STAAR reading test will increase from 33% to 36%.

Evaluation Data Source(s) : Texas Education Agency 2019 STAAR Data Performance Table

Performance Objective 1: The percentage of Coronado Middle School students at the meets standard on the STAAR reading test will increase from 32% to 35%.





Evaluation Data Source(s) 1: Texas Education Agency 2019 STAAR Data Performance Table

Summative Evaluation 1:

Targeted or ESF High Priority

Strategy Description	ELEMENTS	Monitor	Strategy's Expected Result/Impact	Reviews			
				Formative			Summative
				Nov	Jan	Mar	June
Comprehensive Support Strategy Additional Targeted Support Strategy 1) Professional development on instructional practices will be provided for reading.	2.4, 2.5, 2.6	Administrators, Instructional Coaches, Teachers, Language Acquisition, Student Support Services	3% increase at meets grade level in reading for all students				
Comprehensive Support Strategy Additional Targeted Support Strategy 2) Support for data analysis activities and data-driven instruction in PLC's. Administrators (campus/district) present at all PLC's.	2.4, 2.5, 2.6	Administrators, Instructional Coaches, Teachers	1% increase at meets 6th grade level in reading for all students				
Comprehensive Support Strategy 3) Professional development for teachers: instructional practices, differentiated instruction, classroom management, and cultural competence, etc.	2.4, 2.6	Administration, Instructional Coaches, Teachers	3% increase at meets grade level in reading for all students.				

Strategy Description	ELEMENTS	Monitor	Strategy's Expected Result/Impact	Reviews			
				Formative			Summative
				Nov	Jan	Mar	June
Comprehensive Support Strategy Additional Targeted Support Strategy 4) Professional development for teachers to include effective instructional practices, tiered academic interventions, job-embedded coaching for teachers and other school leaders.	2.4, 2.5, 2.6	Administrators, Instructional Coaches, Teachers, Student Support Services, Language Acquisition	3% increase at meets grade level in reading for all students.				
Comprehensive Support Strategy Additional Targeted Support Strategy 5) Offer scheduled-uninterrupted common planning/PLCs, specific to math and literacy initiatives.	2.4, 2.6	Administrators, Instructional Coaches, Teachers	3% increase at meets grade level in reading for all students.				
Comprehensive Support Strategy 6) Professional development specific to students with disabilities and language acquisition.		administration, inclusion teachers, Student Support Services, Language Acquisition	1% increase at meets grade level in 6th grade reading for all students.				

 = Accomplished
  = Continue/Modify
  = No Progress
  = Discontinue

Goal 3: The percentage of Coronado Middle School students at the meets standard on the STAAR social studies test will increase from 19% to 22%.

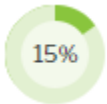
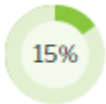






Evaluation Data Source(s) : Texas Education Agency 2019 STAAR Data Performance Table

Performance Objective 1: The percentage of Coronado Middle School students at the meets standard on the STAAR social studies test will increase from 17% to 19%.

Evaluation Data Source(s) 1: Eduphoria 2018 STAAR results

Summative Evaluation 1:

Targeted or ESF High Priority

Strategy Description	ELEMENTS	Monitor	Strategy's Expected Result/Impact	Reviews			
				Formative			Summative
				Nov	Jan	Mar	June
Comprehensive Support Strategy Additional Targeted Support Strategy 1) Specific professional development on instructional practices for social studies.	2.4, 2.6	Administrators, Instructional Coaches, Teachers	3% increase at meets grade level in 8th grade social studies for all students				
Comprehensive Support Strategy Additional Targeted Support Strategy 2) Support for data analysis activities and data-driven instruction in PLC's. Administrators (campus/district) present at PLC's.	2.4, 2.5	Administrators, Instructional Coaches, Teachers	3% increase at meets grade level in 8th grade social studies for all students				
Comprehensive Support Strategy Additional Targeted Support Strategy 3) Professional development for teachers to include effective instructional practices, tiered academic interventions, job-embedded coaching for teachers and other school leaders.	2.4, 2.5	Administrators, Instructional Coaches, Teachers, Student Support Services, Language Acquisition	3% increase at meets grade level in 8th grade social studies for all students				
Comprehensive Support Strategy 4) Offer scheduled-uninterrupted common planning/PLCs, specific to math and literacy initiatives.		administration and social studies teacher	1% increase at meets grade level in 8th grade social studies for all students				

Strategy Description	ELEMENTS	Monitor	Strategy's Expected Result/Impact	Reviews			
				Formative			Summative
				Nov	Jan	Mar	June

Goal 4: The percentage of Academic Focused Meetings for Family Engagement will increase from 23% to 25%

Performance Objective 1: Increase in Academic Focused Meetings

Evaluation Data Source(s) 1: Family Engagement Data

Summative Evaluation 1:

Strategy Description	ELEMENTS	Monitor	Strategy's Expected Result/Impact	Reviews			
				Formative			Summative
				Nov	Jan	Mar	June
Comprehensive Support Strategy Additional Targeted Support Strategy 1) Academic Focused Meetings for school improvement.	3.1, 3.2	Administrators	Academic Focused Meetings with information for parents				
Comprehensive Support Strategy Additional Targeted Support Strategy 2) English Language Lunch Meetings throughout the school year.	3.1, 3.2	Administrators	EL academic meetings for parents				

= Accomplished

= Continue/Modify

= No Progress

= Discontinue

Comprehensive Support Strategies

Goal	Objective	Strategy	Description
1	1	1	Specific professional development will be provided to ensure Tier I instructional best practices for all students.
1	1	2	Targeted and effective academic interventions aligned to classroom instruction for students at risk of not meeting state standards, including use of instructional technology and training.
1	1	3	Support for data analysis activities and data-driven instruction in PLC's. Administrators (campus/district) present at every PLC when data is discussed.
1	1	4	Professional development for teachers: instructional practices, differentiated instruction, classroom management, and cultural competence, etc.
1	1	5	Offer scheduled-uninterrupted common planning/PLCs, specific to math and literacy initiatives.
2	1	1	Professional development on instructional practices will be provided for reading.
2	1	2	Support for data analysis activities and data-driven instruction in PLC's. Administrators (campus/district) present at all PLC's.
2	1	3	Professional development for teachers: instructional practices, differentiated instruction, classroom management, and cultural competence, etc.
2	1	4	Professional development for teachers to include effective instructional practices, tiered academic interventions, job-embedded coaching for teachers and other school leaders.
2	1	5	Offer scheduled-uninterrupted common planning/PLCs, specific to math and literacy initiatives.
2	1	6	Professional development specific to students with disabilities and language acquisition.
3	1	1	Specific professional development on instructional practices for social studies.
3	1	2	Support for data analysis activities and data-driven instruction in PLC's. Administrators (campus/district) present at PLC's.
3	1	3	Professional development for teachers to include effective instructional practices, tiered academic interventions, job-embedded coaching for teachers and other school leaders.
3	1	4	Offer scheduled-uninterrupted common planning/PLCs, specific to math and literacy initiatives.
4	1	1	Academic Focused Meetings for school improvement.
4	1	2	English Language Lunch Meetings throughout the school year.

State Compensatory

Budget for Coronado Middle School:

<u>Account Code</u>	<u>Account Title</u>	<u>Budget</u>
6100 Payroll Costs		
199-11-6119-00-043-0-30-000	6119 Salaries or Wages - Teachers and Other Professional Personnel	\$284,650.00
211-11-6119-00-043-9-30-000	6119 Salaries or Wages - Teachers and Other Professional Personnel	\$80,045.00
211-11-6119-00-043-9-30-250	6119 Salaries or Wages - Teachers and Other Professional Personnel	\$1,660.00
199-11-6127-15-043-0-30-000	6127 Extra Duty Pay/Paraprofessional - Locally Defined	\$800.00
199-11-6129-00-043-0-30-000	6129 Salaries or Wages for Support Personnel	\$85,275.00
199-12-6129-00-043-0-30-000	6129 Salaries or Wages for Support Personnel	\$36,895.00
199-11-6141-00-043-0-30-000	6141 Social Security/Medicare	\$5,000.00
199-12-6141-00-043-0-30-000	6141 Social Security/Medicare	\$535.00
211-11-6141-00-043-9-30-000	6141 Social Security/Medicare	\$987.96
211-11-6141-00-043-9-30-250	6141 Social Security/Medicare	\$19.68
199-11-6142-00-043-0-30-000	6142 Group Health and Life Insurance	\$32,736.00
199-12-6142-00-043-0-30-000	6142 Group Health and Life Insurance	\$6,138.00
211-11-6142-00-043-9-30-000	6142 Group Health and Life Insurance	\$4,092.00
199-11-6144-00-043-0-30-000	6144 Teacher Retirement/TRS Care - On Behalf Payment	\$24,842.00
199-12-6144-00-043-0-30-000	6144 Teacher Retirement/TRS Care - On Behalf Payment	\$2,970.00
199-11-6146-00-043-0-30-000	6146 Teacher Retirement/TRS Care	\$10,027.00
199-12-6146-00-043-0-30-000	6146 Teacher Retirement/TRS Care	\$830.00

<u>Account Code</u>	<u>Account Title</u>	<u>Budget</u>
211-11-6146-00-043-9-30-000	6146 Teacher Retirement/TRS Care	\$7,703.16
211-11-6146-00-043-9-30-250	6146 Teacher Retirement/TRS Care	\$155.04
211-11-6147-00-043-9-30-000	6148 Employee Benefits - Locally Defined	\$5.76
211-11-6147-00-043-9-30-250	6148 Employee Benefits - Locally Defined	\$2.88
199-11-6147-00-043-0-30-000	6148 Employee Benefits - Locally Defined	\$51.00
199-12-6147-00-043-0-30-000	6148 Employee Benefits - Locally Defined	\$9.00
6100 Subtotal:		\$585,429.48
6200 Professional and Contracted Services		
211-13-6239-00-043-9-30-000	6239 ESC Services	\$4,800.00
199-13-6291-02-043-0-30-153	6291 Consulting Services	\$12,000.00
211-13-6291-00-043-9-30-000	6291 Consulting Services	\$8,492.00
6200 Subtotal:		\$25,292.00
6300 Supplies and Services		
199-13-6399-02-043-0-30-153	6399 General Supplies	\$4,000.00
211-11-6399-00-043-9-30-000	6399 General Supplies	\$16,438.00
211-11-6399-00-043-9-30-066	6399 General Supplies	\$5,880.00
211-11-6399-00-043-9-30-170	6399 General Supplies	\$500.00
199-11-6399-16-043-0-24-004	6399 General Supplies	\$650.00
6300 Subtotal:		\$27,468.00
6400 Other Operating Costs		
199-21-6411-02-043-0-30-153	6411 Employee Travel	\$2,000.00
211-23-6411-00-043-9-30-000	6411 Employee Travel	\$4,000.00
211-61-6499-00-043-9-30-000	6499 Miscellaneous Operating Costs	\$1,971.00
6400 Subtotal:		\$7,971.00